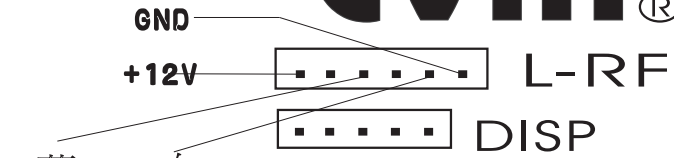


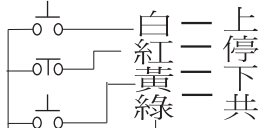
## 長距離有線電腦連線模組



藍 DATA1  
白 DATA0  
維根26BIT  
ABA模式

序號顯示模組

連接外部押扣



電源指示燈



RS-485



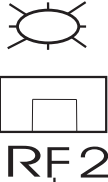
快速門/電子式馬達  
傳統門控制



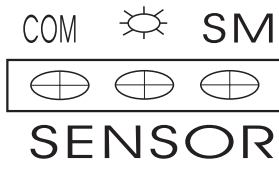
感應門禁電腦連線  
（請將感應主機輸出 RELAY 接至 KEY 上的接點）



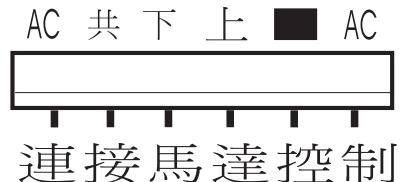
報輸出（時間可設定）  
緊急求救/防盜/防煙警  
陽極鎖/電源開關  
外部應用乾接點/電鎖



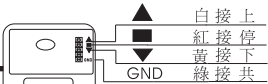

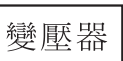
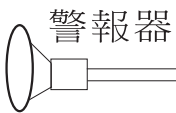
強波器連接



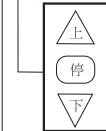
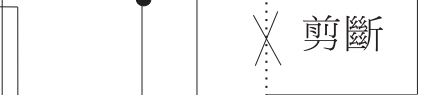
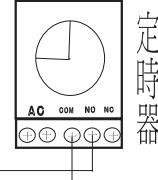
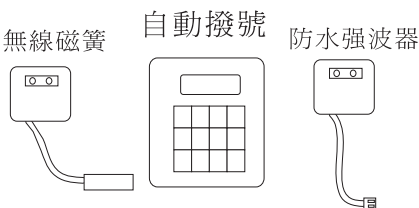
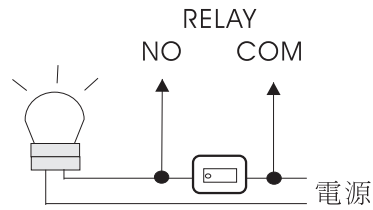
共線/COM  
紅外線防壓/防盜  
分段定時/防盜/防煙



黑 電源/自動切換  
綠 停靠近押扣/GND  
黃 控制下  
白 控制上  
紅 停/靠近馬達  
黑 電源/自動切換



記得切換開關至"電"



紅外線或感應線圈  
紅外線對照沒有擋住光線時 COM和NO導通. 當有物體擋住時 COM和NO導通.